

• Important Safety Notice

Please read below safety instructions carefully before installation and operation:

1. Please pay attention to all the warnings and hints on this device.
2. Do not expose this unit to rain, moisture and liquid.
3. Do not put any stuff into the device.
4. Do not repair the device or open the enclosure without professional person guidance to avoid electronic shock.
5. Make sure good ventilation openings to avoid product overheating damage.
6. Shut off power and make sure environment is safe before installation.
7. Do not plug-in/out the network cables and IR cables when it is in using to avoid cables damage.
8. Use DC5V/2A only. Make sure the specification matched if using 3rd party DC adapters.

• Introduction

This HDMI wireless extender includes transmitter unit and receiver unit, allows to transmit and extend HDMI signal up to 50 meters long away wirelessly, it has strong anti-interference ability by running at 5GHz operation frequency, and supports point to point connection. IR passback with 20-60KHz frequency helps to remote control the source device from the receiver side. It is really a very good solution for meeting, conference, home entertainment and multi-media education etc.


Note:

- 1) Transmission distance will be different due to the environment.
- 2) Wall, brick or glass will shorten the signal cover range or cause big signal loss.

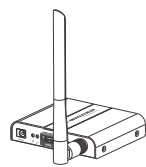
• Features

1. Smart portable design, high cost performance
2. High resolution up to 1080p full HD
3. Strong anti-interference ability by running at 5GHz operation frequency
4. Support point to point wireless connection
5. Support IR passback with 20-60KHz frequency
6. 50 meters long range transmission distance
7. Plug and play, easy installation

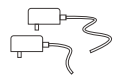
• Package Contents



HDMI Extender TX sender x1pcs



HDMI Extender RX receiver x1pcs



DC5V/2A power adapter x2pcs



IR blaster extension cable x1pcs



IR receiver extension cable x1pcs



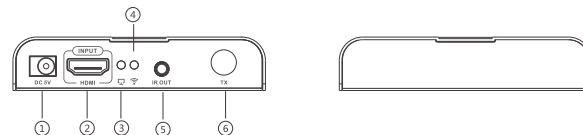
User manual x1pcs

• Installation Requirement

1. HDMI source device (DVD, PS3, Set top box, PC etc)
2. HDMI display device like SDTV, HDTV, and projector with HDMI port.

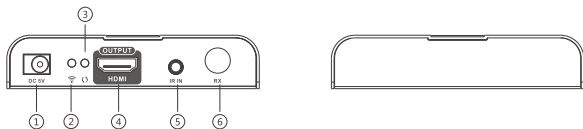
• Panel Description

1. HDMI Extender TX sender



① Power input	Connect with DC5V/2A power adapter
② HDMI input	Connect with HDMI source device
③ Signal indicator	LED indicator keep on when HDMI signal input
④ Wireless connections indicator	It's on when the transmitter and the receiver connect well with each other, other wise, it's off
⑤ IR blaster extension cable interface	Connect with IR blaster extension cable. Please put the IR blaster close to source device to get the best IR signal transmission from receiver
⑥ Antenna	Launch wireless signal

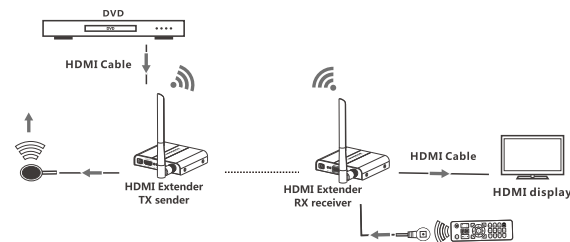
2. HDMI Extender RX receiver



① Power input	Connect with DC5V/2A power adapter
② Wireless connections indicator	It's on when the transmitter and the receiver connect well with each other, other wise, it's off
③ Data transmission led	Led blinks slowly when it is building connection. Led blinks fast when it is successfully connected and transmitting data
④ HDMI output	Connect with HDMI display device
⑤ IR receiver extension cable interface	Connect with IR receiver extension cable. Please make sure the remote control is within the required range of IR receiver
⑥ Antenna	Receive wireless signal

• Connection

1. Point to Point connection:



Connection instruction:

- 1) Connect HDMI input to HDMI source device and connect IR blaster extension cable to IR OUT interface of the sender (TX).
- 2) Connect HDMI output to HDMI display device and connect IR receiver extension cable to IR IN interface.
- 3) Power on the device (power led lights) and it works.

Note:

- 1) When the wireless signal transmits through wall, glass or other

obstacles, it will cause signal loss. Please install this device in good environment with few obstacles.

- 2) The external environment wireless signal will affect transmission, such as micro waver, wireless mouse and keyboard etc.

• FAQ

Q: Transmitter and receiver can't be connected with each other?

- A: 1) Please check if the wireless connection light on product blinks properly.
2) Restart the transmitter or receiver.
3) Reconnect the HDMI cable.

Q: The wifi LED indicator of the transmitter keeps on, but no signal output on display/monitor?

- A: 1) please check if there is an HDMI signal input of sender TX
2) Try to connect the signal source directly to display device to see if there is signal output from source device or change the signal source, HDMI cables and try again.

Q: Display not fluent and stable

- A: 1) Please change the position of sender (TX) and receiver (RX) and make sure devices is within the signal coverage.
2) Restart the transmitter or receiver.
3) Reconnect the HDMI cable.
4) Remove other wireless signal disturbance and reduce the obstacle on the way.

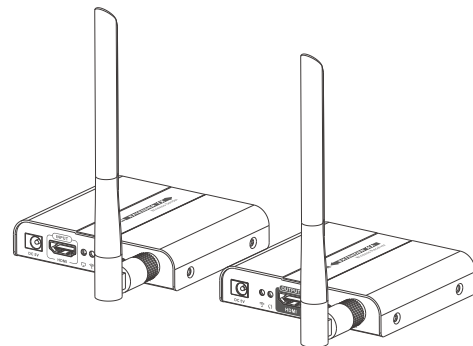
• Specification

Items	Specification	
Power supply	Voltage/Current	DC5V/2A
	Power consumption	TX < 7W RX < 5W
HDMI performance and interface	HDMI compliance	HDMI1.3
	HDCP compliance	HDCP1.2
	HDMI resolution supported	480i@60Hz, 480p@60Hz, 576i@50Hz, 576p@50Hz, 720p@50/60Hz, 1080i@50/60Hz, 1080p@50/60Hz
	Audio formats supported	L/R stereo audio
	Maximum transfer rate	10.2Gbps
	Input and output TMDs signal	0.5 ~ 1.5Vp-p(TMDs)
	Input and output DDC signal	5Vp-p(TTL)
	Input cable length supported	≤5m(AWG26 HDMI1.3cable standard)
Output cable length supported	≤5m(AWG26 HDMI1.3cable standard)	
IR performance and interface	IR remote control	Support IR passback with 20-60KHz frequency
Wireless performance and interface	Transfer method	5.1 ~ 5.8G Wireless transmission
	Transmission distance	50 Meters
	Latency	≤ 200 ms
Protection level	Electrostatic protection of the whole machine	1a Contact discharge level 3
		1b Air discharge level 3
		Standard: IEC61000-4-2
Operating environment	Working temperature	0 ~ 50°C
	Storage temperature	-10 ~ 70°C
	Humidity (no condensation)	0 ~ 90%

Body properties	Dimension	95(W) x 120.58(D) x 20.1(H)mm
	Material	Iron alloy material + crystal panel
	Processing technology	Sandblasting
	Finishing	Grit blast
Reliability	Weight	TX : 220g , RX : 220g
	Mean time between failures (MTBF)	> 30000 Hours

HDMI Wireless Extender

User manual



Disclaimer

The product name and brand name may be registered trademark of related manufacturers. TM and ® may be omitted on the user manual. The pictures on the user manual are just for reference, and there may be some slight difference with the real products.

We reserve the rights to make changes without further notice to a product or system described herein to improve reliability, function or design.